

EASTER FAMILY DEVOTIONALS

- **SESSION #1:**
PALM SUNDAY
- **SESSION #2:**
MONDAY—CLEARING OF THE TEMPLE
- **SESSION #3:**
TUESDAY—JUDAS PLANS HIS BETRAYAL
- **SESSION #4:**
WEDNESDAY—THE LAST SUPPER
- **SESSION #5:**
THURSDAY—JESUS PRAYS IN THE GARDEN OF GETHSEMANE
- **SESSION #6:**
GOOD FRIDAY—JESUS BEFORE PILATE
- **SESSION #7:**
SATURDAY—JESUS DIES ON THE CROSS
- **SESSION #8:**
EASTER SUNDAY



THE KING OF KINGS

A Story Told by Charles Dickens



mofac

ANGEL

KOVA

Watch it on all Digital Platforms NOW.

COPYRIGHT © 2025 BY ANGEL STUDIOS AND KOVA INTERNATIONAL

EASTER FAMILY DEVOTIONALS

***The King of Kings* is a full-length animated film from Angel Studios that brings the life of Jesus to the screen with heartfelt imagination and biblical faithfulness.**

Inspired by Charles Dickens' short book, *The Life of Our Lord*, the film features Dickens sharing the story of Jesus with his young son, Walter. As the story unfolds, father and son imagine themselves present during Jesus' life.

The words spoken by Jesus throughout the film remain true to Scripture, and through the lens of a child's imagination, we witness his miracles, hear his teachings and see the power of his love and sacrifice. What begins as a simple bedtime story becomes a meaningful journey of discovery.

The King of Kings invites viewers to encounter the hope, truth and redemption of the gospel through the wonder-filled eyes of a child.

This engaging eight-part devotional series is designed to help families explore the whole story of Easter. Each session focuses on a different aspect of the events leading up to Jesus' death and resurrection, inviting families to read Scripture, watch a short video, and reflect through creative activities—indoors, outdoors, and with one another.

Whether you're gathered around the table, out on a walk, or winding down before bed, these devotionals are a flexible and meaningful way to grow in faith as a family. Use them weekly or at your own pace, and let each session spark conversations, deepen understanding, and draw your family closer to Jesus—*The King of Kings*.





READ THE PASSAGE: **MATTHEW 21:1–11**



WATCH THE CLIP ONLINE: **VIDEO 1**



IMAGINE WHAT WOULD IT HAVE BEEN LIKE TO BE THERE?

Imagine you are on the streets of Jerusalem on Palm Sunday like Walter in the video clip. Who would be with you? Do you imagine yourself close to Jesus, or watching from far away? What do you hear people saying?

REFLECT ON YOUR OWN

Activity: Why were the people so excited to see Jesus arriving in Jerusalem that day? What would you do or bring to welcome Jesus? Would you sing, cheer, or wave a banner?

Why not make your own poster as if you were welcoming Jesus, or write your own song?

One word they sang to Jesus was 'Hosanna!' which meant 'save us!'—can you write that on your banner or use it in your song?

REFLECT WITH OTHERS

Activity: Collect a big pile of toy figurines, soft animals and teddies from your house to make a parade route along your hallway or in your living room.

Choose one special toy to represent Jesus and have him walk along the parade route with everyone cheering!

Do you have a toy horse or donkey he could ride? Maybe your mum or dad can read the Bible passage again whilst you act it out with your toys.

REFLECT OUTDOORS

Activity: On a walk in the woods, or in a park, find a branch that's fallen or broken from a tree. Which one would work best for waving in the air like a palm branch?

Why do you think the people in the Bible stories chose palm branches to wave?

Bring these branches home and set them in a special spot this week to remember Jesus' big arrival in Jerusalem.

PRAY

JESUS, **HELP ME TO BE EXCITED AND CELEBRATE YOU**, JUST LIKE THOSE PEOPLE IN JERUSALEM DID SO LONG AGO! **THEY SHOUTED 'HOSANNA!'**, AND WE ALSO NEED YOU TO SAVE US. **THANK YOU THAT YOU CAME TO BE OUR SAVIOUR. AMEN.**





READ THE PASSAGE: **MATTHEW 21:12–13**



WATCH THE CLIP ONLINE: **VIDEO 2**



IMAGINE WHAT WOULD IT HAVE BEEN LIKE TO BE THERE?

Imagine you are in the busy temple courtyard.

People are selling things; what are they selling?

There are lots of tables with sellers and money; what are they saying or doing? Does everyone seem happy, or worried, or even mad?

Where would you go to stand or look in this busy place?

REFLECT ON YOUR OWN

Activity: Does your mum or dad have any coins in their purse or wallet? Do you have any coins saved in your room?

With permission, collect these on a table and count them up to see how much you have. Which coins are worth more and which ones are worth less?

Try putting the money in piles from smallest to biggest or stack them in piles.

REFLECT WITH OTHERS

Activity: With the coins you collected, why not have an exchange with the people in your house, like they were doing in the temple? Who will get the bigger coins and who will get the smaller ones?

In the temple they were 'haggling' which means arguing about how much to pay! Do you think people might have been getting angry about exchanging money? Do you think some sellers were being unfair and cheating people out of money?

Afterward, keep these coins in a jar somewhere you can see them to help you think about Jesus in the temple... you might need them again tomorrow!

REFLECT OUTDOORS

Activity: In the temple they would have been selling pigeons, doves, goats or lambs. Why were they selling these animals at the temple?

On a walk in your neighbourhood, at a park, or in the countryside, see how many of these animals you can spot! Take a note of what animals you see on a piece of paper or on your mum or dad's phone.

How much do you think a lamb or goat would cost to buy today?

PRAY

JESUS, WE KNOW THAT **IF WE FOLLOW YOU** WE SHOULDN'T ARGUE OVER MONEY, STEAL, OR CHEAT OTHER PEOPLE. **WE ARE SORRY** FOR WHEN WE DO THIS. **THANK YOU** FOR HOW YOU STOPPED THOSE THINGS HAPPENING IN THE TEMPLE, AND PLEASE STOP PEOPLE FROM CHEATING AND STEALING TODAY TOO!





READ THE PASSAGE: **MATTHEW 26:1–5, 14–16**



WATCH THE CLIP ONLINE: **VIDEO 3**



IMAGINE
WHAT WOULD IT
HAVE BEEN LIKE
TO BE THERE?

Have you ever lied to a friend, or gone behind their back? Why did you do it?
Or maybe a friend has done that to you—how did that feel?
Why do you think Judas chose to betray Jesus, even though they were such close friends?
How do you think Judas felt after he had done this terrible thing?

REFLECT ON YOUR OWN

Activity: Yesterday, you collected coins from around the house. Go get the jar of coins and count them—do you have as many as thirty? How many more would you need to get thirty coins? Thirty coins is quite a lot, isn't it!

Now just make a pile of the silver coins—how many of these do you have? If you don't have any coins, you can draw thirty coins on a piece of paper—it might fill up the whole page!

Why do you think those thirty silver coins were worth more to Judas than Jesus was?

REFLECT WITH OTHERS

Activity: Judas snuck away to meet the religious leaders and made a secret plan with them to betray Jesus. Why do you think Judas was so sly and secretive? Do you think any of the other disciples realised what he was up to?

Can you also sneak around your house without being seen? Starting in your room, try and sneak through the house without being seen or heard. You could even hide a secret note somewhere, but don't be spotted!

REFLECT OUTDOORS


Activity: In your garden, or on a walk, collect thirty small stones to represent the thirty pieces of silver. Now arranged these stones into the shape of a cross on the ground—how beautiful can you make your design?

Have your mum or dad take a photo of your work.
Although Judas did an evil thing, Jesus' death on the cross was still a beautiful sacrifice for all of us.

PRAY

JESUS, I'M SORRY WHEN OTHER THINGS BECOME MORE IMPORTANT TO ME THAN YOU. HELP ME TO COME BACK TO YOU AND SAY SORRY WHEN I NEED TO. THANK YOU THAT YOU DIED ON THE CROSS, FORGIVING EVEN OUR WORST MISTAKES AND TURNING WHAT WAS BAD INTO SOMETHING BEAUTIFUL AND GOOD.





READ THE PASSAGE: **MATTHEW 26:26–30**



WATCH THE CLIP ONLINE: **VIDEO 4**



IMAGINE WHAT WOULD IT HAVE BEEN LIKE TO BE THERE?

The Passover meal, which was Jesus' last supper, was a very special celebration in the Jewish calendar. What special meals do you celebrate with your family?
What would the table look like, and what special things would you eat?
Now imagine Jesus' special meal—what do you think it looked like and what might they have eaten?

REFLECT ON YOUR OWN

Activity: On a piece of paper (or on a paper plate), draw the most delicious meal you can imagine!

What would you include, and where would you want to eat it? Who would you invite as your guests to this special dinner?

You can draw them too if you're using a piece of paper.

REFLECT WITH OTHERS

Activity: For your snack today, or even for your dinner, lay a blanket or tablecloth on the living room floor and put pillows all around the edge.

In Bible times people ate on the floor or at low tables and sitting on cushions, something that still happens in many countries today.

Pass around your cups and plates carefully, like Jesus and his disciples might have. Can you remember any of the important things Jesus said at his last supper?

Have your grown-up read out the Bible story again, and you can act it out with your snack.

REFLECT OUTDOORS

Activity: In your garden, in a park, or on a walk, create a forest table with different bits of nature you find!

You could collect flowers, berries, pinecones or leaves, and set an imaginary table. Don't eat these things of course but just pretend!

What could you use for cups and plates? If you have enough time, why not create a table for thirteen people—Jesus and his twelve disciples.

PRAY

JESUS, **THANK YOU FOR THE SPECIAL THING YOU DID AT YOUR LAST SUPPER. YOU SHOWED US HOW WE CAN REMEMBER YOU, AND WE THANK YOU FOR HOW YOUR BODY WAS BROKEN AND BLOOD WAS SHED FOR US ON THE CROSS. HELP US TO ALWAYS KEEP THIS MEMORY OF YOU AND WHAT YOU DID ON THE CROSS CLOSE TO OUR HEARTS.**





READ THE PASSAGE: **MATTHEW 26:36–46**



WATCH THE CLIP ONLINE: **VIDEO 5**



IMAGINE WHAT WOULD IT HAVE BEEN LIKE TO BE THERE?

Pretend you are outside in the middle of the night, sitting in the middle of a park or garden. What sounds can you hear, and what can you feel and see? Do you feel scared to be outside at night, or excited... or just sleepy? How do you think the disciples felt as they went with Jesus to the Garden of Gethsemane?

REFLECT ON YOUR OWN

Activity: Where do you like to go when you want to be alone? Is it a special place in your house, or do you like to go outside?

Jesus chose to go to this special garden when he wanted to be alone and pray.

Why don't you find a special place to be alone now, and say or write a prayer there?

REFLECT WITH OTHERS

Activity: Why not build a den in your living room—a special spot that you can hide inside together?

Inside your den, read the Bible passage again and imagine the disciples sitting in the dark, and Jesus praying alone.

How do you think Jesus was feeling, knowing that he would soon be arrested and killed on the cross?

REFLECT OUTDOORS

Activity: In your garden or in a park, find a place that feels a bit hidden. Sit very quietly and listen—what can you hear outside?


Close your eyes—what can you feel? Sometimes it can be nice to feel a bit hidden—why do you think we like to hide sometimes?

Why do you think Jesus went to his quiet garden to pray? Say the prayer below together in your hiding place.

PRAY

JESUS, **SOMETIMES WE FEEL SAD, SCARED OR OVERWHELMED** AND NEED A PLACE TO HIDE. YOU FELT THAT WAY TOO BEFORE YOU WENT TO THE CROSS FOR US. HELP US TO ALWAYS **PRAY TO YOU WHEN WE'RE FEELING SCARED**, AND THANK YOU THAT **YOU DIED FOR US** EVEN THOUGH IT WAS HARD AND SCARY FOR YOU.





READ THE PASSAGE: **MATTHEW 27:11–26**



WATCH THE CLIP ONLINE: **VIDEO 6**



IMAGINE WHAT WOULD IT HAVE BEEN LIKE TO BE THERE?

What's the busiest crowd you've ever been in? Was it in a city, at a special event, or even at church? How did you feel in that crowd?

A huge group gathered to see Jesus stand trial before Pilate—when you imagine this crowd, what do they look like? What are they saying? Are they quiet or loud?

Imagine you're looking up at Pilate—does he seem kind or mean? What does he say?

REFLECT ON YOUR OWN

Activity: Fill a bowl with water and wash your hands in it, then find a towel to dry them off.

Why do you think Pilate did this in front of the crowd?

What was he trying to say?

REFLECT WITH OTHERS

Activity: Imagine you are Pilate, with Jesus standing trial before you. Make a list of 'pros' and 'cons' about Jesus—what are the good things he's done or said ('pros') and what is anything bad or illegal Jesus has done ('cons')?

Pilate was supposed to make a fair decision about Jesus—based on your list, do you think Pilate was fair? Did he have any reason to sentence Jesus to death? Why did he do it?

(Use this activity as an opportunity to help your children think through Jesus' arrest and crucifixion for themselves.)

REFLECT OUTDOORS

Activity: In your garden or on a walk, find something you can climb on, or a high up place you can look down from.


Imagine a crowd of people standing below you. How do you think it would feel to stand on trial with so many people looking and shouting angrily at you?

As you stand there, have your grown up read the Bible story again, and picture how it all might have looked and felt.

PRAY

JESUS, I'M SORRY THAT YOU HAD TO GO THROUGH SO MANY DIFFICULT THINGS FOR US, EVEN WHEN YOU WERE INNOCENT. PLEASE HELP ME TO ALWAYS **STAND UP FOR YOU**, EVEN WHEN IT'S DIFFICULT... EVEN WHEN OTHER PEOPLE ARE AGAINST YOU! HELP ME TO BE **BRAVE** AND **COURAGEOUS** IN MY FAITH.





READ THE PASSAGE: **MATTHEW 27:45–54**



WATCH THE CLIPS ONLINE: **VIDEO 7**



IMAGINE WHAT WOULD IT HAVE BEEN LIKE TO BE THERE?

In the video clip, Walter is standing at the foot of the cross, looking up at Jesus. Many Christians have also imagined themselves there on the day Jesus died. Where would you be, if you had been there? Close to the cross or far away?

Would you speak to Jesus or be quiet? Who would be around you as you watch?

Take some extra quiet time to imagine yourself there with Jesus, who loves you and died for you.

REFLECT ON YOUR OWN

Activity: Does anyone you know wear a cross necklace? Or do you have any cross decorations in your house?

What about in your town—are there any cross shapes you can see from your window? If there are a few, count them up!

Why do you think we see crosses so often if that's how Jesus died? Why do we decorate with them, or even wear them as jewellery?

REFLECT WITH OTHERS

Activity: Check out [[this video](#)] to see how to make a simple cross from folding and tearing a piece of paper.

You can watch this together, or the grown-ups can practice this object lesson themselves and lead the kids through it.

REFLECT OUTDOORS

Activity: In your garden, fill up a bucket or tub with water, and sprinkle lots of pepper in it! Now try and pick out the bits of pepper—can you do it? Maybe you can get one or two, but it's impossible to clean it all up!

Sin is just like this; we can't get rid of it alone.

Now put a drop of dish soap in the tub and see how the pepper runs away from it.

Jesus' blood on the cross did just the same—his sacrifice cleans us from sin in a way that we could never do ourselves!

PRAY

JESUS, WE **THANK YOU FOR THE CROSS**, HOW **YOU DIED FOR US** TO TAKE OUR PUNISHMENT, CLEAN OUR SIN, AND GIVE US A NEW RELATIONSHIP WITH GOD. BECAUSE OF YOU, **WE HAVE NEW LIFE** AND HOPE FOR THE FUTURE. HELP US TO CELEBRATE THAT IN A FRESH NEW WAY THIS EASTER!





READ THE PASSAGE: **MATTHEW 28:1–9**



WATCH THE CLIPS ONLINE: **VIDEO 8**



IMAGINE WHAT WOULD IT HAVE BEEN LIKE TO BE THERE?

Mary Magdalene and her friends arrived early at the tomb on the third day. Have you ever woken up before sunrise when it was still dark?

When they came to the tomb, they saw several things that were unusual and surprising. Can you remember from the Bible passage what things they saw?

Which of these would surprise you the most?

REFLECT ON YOUR OWN

Activity: Do a special art project by drawing three crosses in black or dark crayon on a piece of paper.

Behind the crosses, draw a beautiful, colourful sunrise. You could do this with coloured pencils, watercolour paints, or pen marks that you spread out with a bit of water and paintbrush.

Display it at your Easter celebrations to remember how Jesus died and rose again on the sunrise of the third day!

REFLECT WITH OTHERS

Activity: Play a game of hide and seek in your house, but the person who is hiding has to wear a white sheet or blanket around them to be the 'angel'.

As soon as the 'angel' is found they have to jump up and shout, 'Jesus is not here, he is RISEN!'

Take turns and see how much you can surprise each other, just like the angels surprised the soldiers and the women!

The loudest and most surprising angel wins!

REFLECT OUTDOORS

Activity: If you like to wake up early, go on a special early morning walk with your family.

The events of the very first Easter with Mary Magdalene at the tomb happened early in the morning. Some churches even have sunrise services on Easter Sunday that you could join!

Find a special place to stop and watch the early morning sun and read the passage together again, then pray the prayer below.

PRAY

JESUS, WE BELIEVE THAT **YOU DIED AND ROSE AGAIN** FOR OUR SINS. THANK YOU FOR THAT FIRST EASTER MORNING WHICH CHANGED ALL OF HISTORY, AND THAT **CHANGES US FROM THE INSIDE OUT**. HELP US TO LIVE EVERY DAY TRUSTING IN YOU AND FOLLOWING YOU, LIVING THE NEW LIFE **YOU GIVE TO EVERYONE WHO BELIEVES!**

